

The “Swatches” bed is heavily influenced by the fashion and product design world where the shapes and forms are simple but the quality of design is accentuated by the texture, colour and material finishes. The contrast between each element creates a sophisticated yet harmony and balance outcome.

This concept allows high possibility of customization in accordance to the personal taste of the user. The stitches along the bed frame edges magnify the craftsmanship fineness and expose the hand-made touches. To be timeless as well as sustainable, all of upholstered parts can be removeable and then be updated with the new finishes and style.

SWATCHES



WARM NATURAL

Headboard
Perforated Brown Leather

Bed Base
Natural Grey Leather

Bedside Table
White Ash & White Volakas
Marble

Leg
Black Epoxy Mild Steel



MONOCHROME

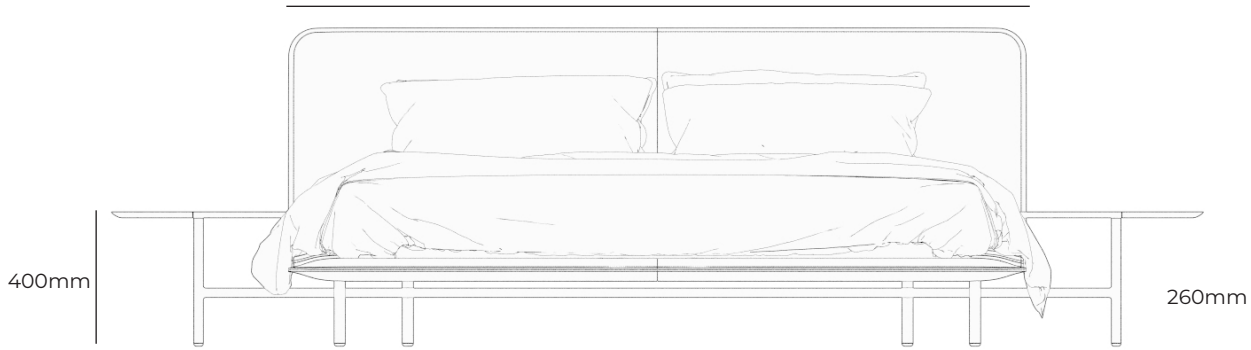
Headboard
Black Cotton Fabric

Bed Base
Grey Felt

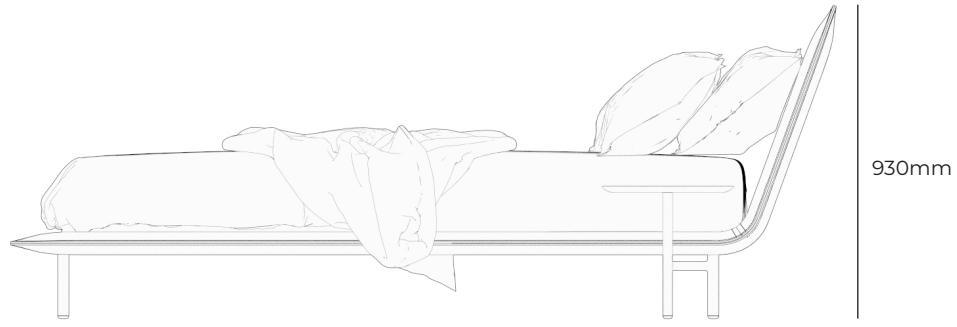
Bedside Table
Black Lacquered Oak & Black
Marquina Marble

Leg
Chrome Plated Steel

2170mm






3200mm



2500mm

930mm

D612



SWATCHES



D612